

Sport figure LASERWAR

Product passport




2024



GENERAL PURPOSE

The LASERWAR sports figure is a tactical shelter that is designed for organizing and holding laser tag sports competitions. The figure is used in organizing the playground where competitions are held. The shelters are flexible in their arrangement, so the event organizer can create a balanced playground in any indoor or outdoor setting.



CONSTRUCTION MATERIALS

A sport figure has a multi-part design. It consists of sailing sheets, supporting structures and fittings that connect all these elements. For banner canvases, PVC awning fabric with the addition of nylon, lavsan and polyester is used.

Material parameters:

- weave of threads: 12x12;
- density: 800 g/m²;
- thread thickness: 150 tex;
- coating: double-sided; — strength: reinforced;
- temperature conditions of use: from minus 40 to +70 degrees Celsius.

SPECIFICATIONS

Height of the assembled figure: 180 cm;

Width of one sail sheet: 80 cm;

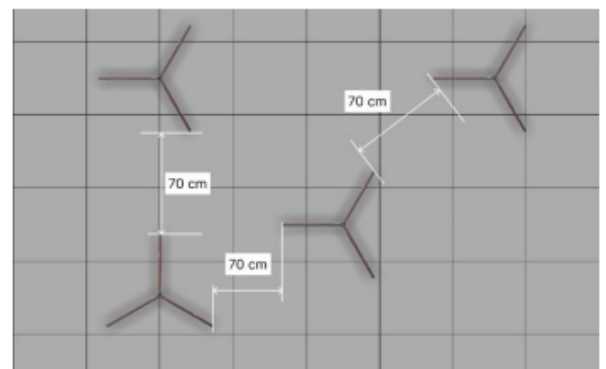
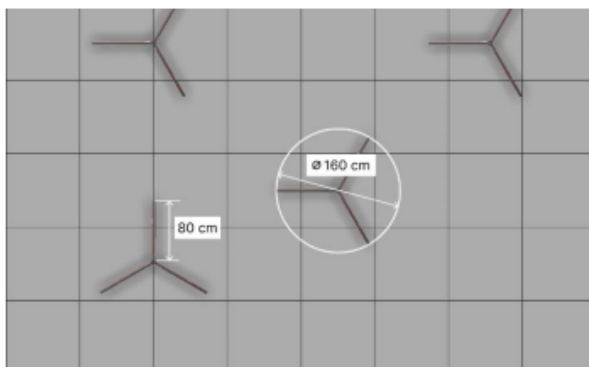
Maximum diameter of assembled figure: 160 cm;

Diameter of support posts: 30 mm;

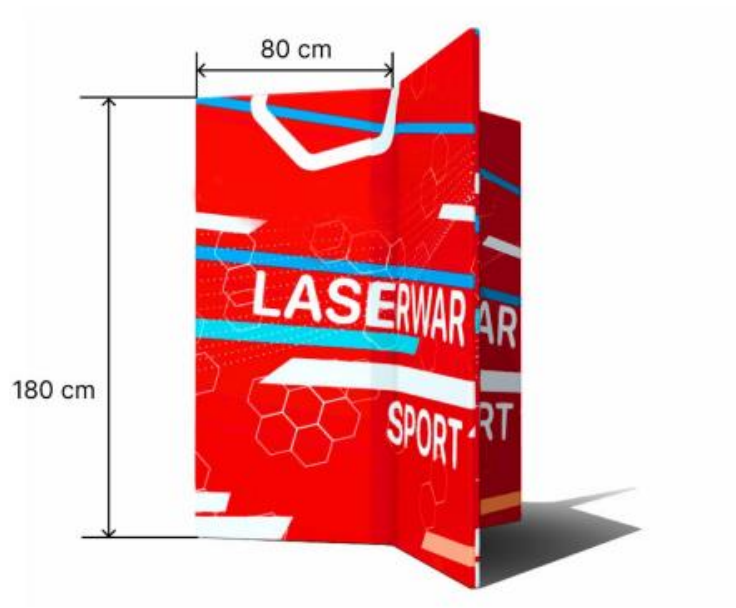
Height of support posts: 180 cm;

Weight: 4 kg.

The weight and dimensions are selected in such a way that one person can simultaneously carry 2 figures: in the left and right hand. The dimensions are ideal for quick installation of products on the field, for transportation and quick preparation for storage.



SCHEME-DEVELOPMENT OF A FIGURE WITH REMOTE DIMENSIONS



COMPLETENESS

Complete sports figure - 1 pc.

Product passport - 1 pc.

Hex key DTH-561003 - 1 pc.

Additionally, each figure can be equipped with sandbags. They are necessary if the figures are located outdoors and will be used under wind loads. Sandbags are attached to special loops at the bottom of the figure and add stability. If you intend to place the figures indoors, then you do not need to use anything additional. Due to its design and variable angles, the figure will be resistant to any gaming loads.

GETTING READY FOR WORK

1. Transport the figure to the installation place in a horizontal position.
2. Put the figure vertically, open the sail sheets like a book.
3. Distribute the sail sheets so that the angle between the planes is approximately 120 degrees.
4. If necessary, unfasten the Velcro fastener flap and, having gained access to the central unit, tighten the threaded connections, ensuring the necessary rigidity of the structure, and then fasten the flap.
5. The device is ready for use.
6. Dismantling of the figure is carried out in reverse assembly sequence.

If the kit includes special sandbags, then fasten them to the loops at the bottom of the sports figure. If the product will be used indoors, then no additional devices are needed.

STORAGE RULES

LASERWAR sports figures are unpretentious to storage conditions. Any dry room can be good with the temperature from -10 to +30 degrees and air humidity no more than 70%.

The figures should be stored folded. Before storage, it is necessary to conduct a visual inspection of the shelters, paying special attention to the integrity of the canvases, removing stains and dirt. It is strongly recommended to thoroughly dry the shelters before storing them and ensure that they do not get wet.

If there are heating devices in the room, then the products should not be located at a distance closer than 1 meter from them. It is not allowed to store figures in the same room with fuels and lubricants, acids and other chemically active substances.

The figures can be stored folded in either a vertical or horizontal position. The figures must be stored on a pallet to prevent the formation of fungus and moisture when stored on a concrete floor.

MAINTENANCE

The basic design of sports figures is vandal-resistant and therefore does not require special attention. The main play load is taken on by sailing sheets. Therefore, they need to be given special attention.

When transporting to the venue, it is not recommended to drag the figures along the ground. After playing, it is advisable to immediately clean and remove stains and dirt. Any sponge and soap solution will do.

After cleaning, it is recommended to dry the shelters in any room or under a shed. Even if you store the product for a short time, any wetness of the product will negatively affect its strength characteristics.

Particular attention should be paid to the accumulation of moisture on the adjoining elements. Any moisture at the junction points must be promptly removed with a dry cloth.

It is recommended to periodically tighten the threaded connections of the central assembly as they become loose.

WARRANTY

LASERWAR guarantees the operation of the product for 6 months from the date of purchase, subject to the rules of operation, storage and transportation.

The buyer has the right to free repair of the product during the warranty period if its performance is impaired due to the fault of the seller (due to a defect in the product). The repair period is set by a service center specialist depending on the complexity of the repair work.

The defective product is accepted for repair in a clean and dry state.

The manufacturer is not responsible, does not guarantee the operation of the product and does not perform warranty repairs in the following cases:

- in case of non-compliance with the rules set out in the operating manual;
- due to careless storage and transportation;
- in the absence of a date of sale and stamp of the seller LASER TAG LLC;
- in the presence of mechanical damage due to violation of the product operating rules;

- when attempting to repair yourself (except for minor cuts);
- when the product design changes.

The manufacturer does not accept dirty or wet products for repair.

Warranty service is carried out at the service center of LAZERTAG LLC.

CONTACT INFORMATION

For all questions regarding warranty and post-warranty service:

Gennadiy Shedov

Technical support

Phone: +371 26763197

Email: help@laserwar.com

WhatsApp: +371 26763197

Viber: +371 26763197

Skype: [help@laserwar.com](https://www.skype.com/people/help@laserwar.com)

Production date: _____ 2024

Date of sale: _____ 2024